

Linens

Purificator: The Purificator serves as a napkin. It is folded in thirds both ways, with the cross on the outside. Don't confuse it with a small corporal which is used in the LEM kits. Purificators have the cross in the true center. Corporals have crosses in the center part of an edge.

Corporal: The corporal is placed under the vested chalice. Its purpose is to catch any crumbs that might fall from the host. Think of it as standing guard. It is folded with the cross inside, so that when it is unfolded with the cross will face up, and the folds will help catch any crumbs, just like a cummerbund.

Lavabo and Baptismal Towels: are both folded in thirds, then in half. This helps the Acolyte who puts it over their arm, to hold for the priest. The Lavabo towels have a cross on them. The Baptism towels have a shell on them.

Purificator: The Purificator serves as a napkin. It is folded in thirds both ways, with the cross on the outside. Don't confuse it with a small corporal which is used in the LEM kits. Purificators have the cross in the true center. Corporals have crosses in the center part of an edge.

Corporal: The corporal is placed under the vested chalice. Its purpose is to catch any crumbs that might fall from the host. Think of it as standing guard. It is folded with the cross inside, so that when it is unfolded with the cross will face up, and the folds will help catch any crumbs, just like a cummerbund.

Lavabo and Baptismal Towels: are both folded in thirds, then in half. This helps the Acolyte who puts it over their arm, to hold for the priest. The Lavabo towels have a cross on them. The Baptism towels have a shell on them.

See Folding Diagrams Below.

Ironing Lavabo and Baptismal Towels

Just fold into thirds lengthwise, the sides over the center, then in half.




Fig. 6-9a
Iron Lavabo and Baptismal
Towels Flat

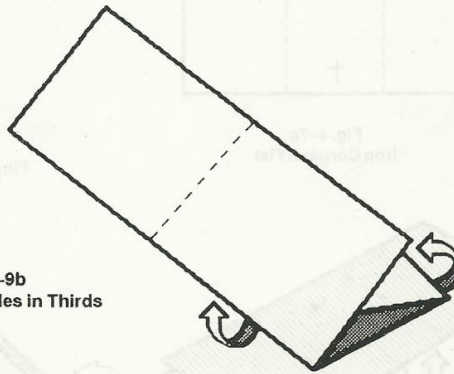
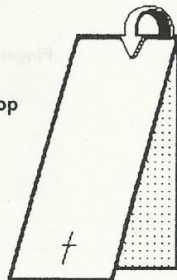


Fig. 6-9b
Finger-Fold Sides in Thirds

Fig. 6-9c
Finger-Fold in Half
and Store with Cross on Top



Ironing the Purificator

This, too, is ironed and finger-folded into nine equal parts, right side to the outside, ending with the cross on top. Remember, ironing in the folds wears linen.




Fig. 6-8a
Iron Purificator Flat
(with wrong side up)




Fig. 6-8b
Finger-Fold Top Third Forward
(right side outside)

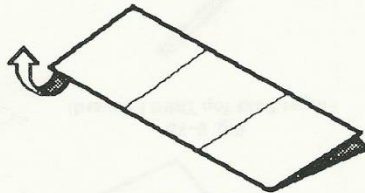


Fig. 6-8c
Finger-Fold Bottom Third
Up and Over




Fig. 6-8d
Finger-Fold in Thirds Again

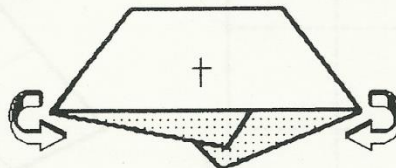


Fig. 6-8e
Store with Cross on Top

Ironing the Corporal

Iron the corporal flat, finishing with it right side up (see Figure 6-7a). Basically, you are going to fold it into nine equal squares. Ironing in the folds wears the linen. So, after ironing the corporal flat, simply finger-fold the top third toward you (see Figure 6-7b). The bottom third is finger-folded up and over the rest of the corporal (see Figure 6-7c). This makes it easy to find the cross and place it correctly on the altar. Finger-fold it in thirds again (see Figure 6-7d).

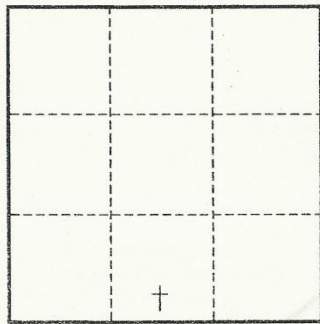


Fig. 6-7a
Iron Corporal Flat

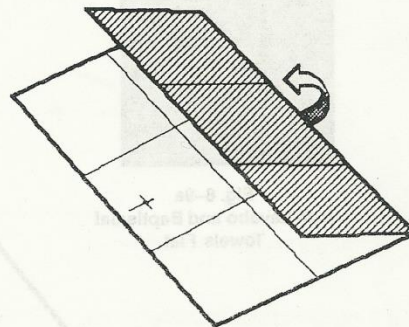


Fig. 6-7b
Finger-Fold Top Third Forward

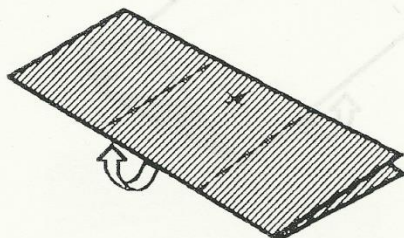


Fig. 6-7c
Finger-Fold Bottom Third
Up and Over

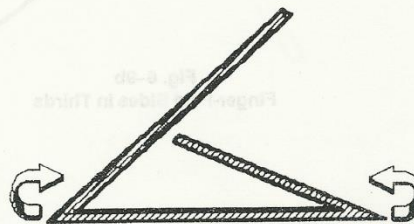


Fig. 6-7d
Finger-Fold in Thirds Again